


REPORT

Predicting Long-term Success

FOR CORPORATIONS AND
INVESTORS WORLDWIDE



FCLTGlobal is dedicated to rebalancing investment and business decision-making towards the long-term objectives of funding economic growth and creating future savings.

FCLTGlobal is a not-for-profit dedicated to developing practical tools and approaches that encourage long-term behaviors in business and investment decision-making. It takes an active and market-based approach to achieve its goals. By conducting research and convening business leaders, FCLTGlobal develops tools and generates awareness of ways in which a longer-term focus

can increase innovation, and create value. FCLTGlobal was founded in 2016 by BlackRock, Canada Pension Plan Investment Board, The Dow Chemical Company, McKinsey & Company, and Tata Sons out of the Focusing Capital on the Long Term initiative. Its membership encompasses asset owners, asset managers and corporations from around the world.

MEMBERS



Table of Contents

TABLE OF CONTENTS

- 4** Executive Summary
- 5** Introduction
- 7** Factors Associated with Long-term Performance for Corporations
- 10** Factors Associated with Long-term Performance for Asset Managers
- 12** Factors Associated with Long-term Performance for Asset Owners
- 13** Conclusion: More Data Means Richer Knowledge
- 14** Appendix: Methodology
- 18** Acknowledgements
- 20** Bibliography

AUTHORS

Bhakti Mirchandani, *Lead Author*

Steve Boxer

Allen He

Evan Horowitz

Victoria Tellez

This document benefited from the insight and advice of FCLTGlobal’s Members and other experts. We are grateful for all the input we have received, but the final document is our own and the views expressed do not necessarily represent the views of FCLTGlobal’s Members or others. The information in this article is true and accurate to the best of FCLTGlobal’s knowledge. All recommendations are made without guarantee on the part of FCLTGlobal. Reliance upon information in this material is at the sole discretion of the reader; FCLTGlobal disclaims any liability in connection with the use of this article.

Executive Summary

Through our research, FCLTGlobal aims to identify the key determinants of long-term success for companies and investors around the world. We then use this knowledge to encourage long-term behaviors across capital markets.

This paper focuses on predictors of long-term health that are grounded in rich global data going back over time. Looking across the value chain—at companies, asset managers, and asset owners—we find the following:

- **Global companies are falling short on long-term behaviors.** Companies are scoring lower than they did in 2014, and well below the level reached before the financial crisis, on our overall measure of long-term behavior.
- **Overdistribution of capital can be a drain on corporate performance.** Although distributing capital via buybacks and dividends makes sense in some circumstances, our analysis finds that companies taking this approach tend to generate lower five-year returns on invested capital (ROIC, our preferred measure of performance).
- **Corporate research and development (R&D) can boost returns.** By looking at the marginal value of additional research spending, we show that R&D investments are linked to higher ROIC.
- **Employee ownership is linked to higher returns among global asset managers.** Employee ownership is the strongest predictor of success for asset managers, particularly those in equity investing.
- **Net returns for asset owners are linked to both governance and investment strategy.** Relevant factors include board diversity, active ownership, lower costs, a higher funded ratio, and higher exposure to both public and private equity.

Of course, not all drivers of long-term success are easily measured or detected, and if more data were available, we could deepen our understanding of vital factors such as talent retention and customer loyalty. But even with existing data limitations, we are able to confirm some well-known predictors of long-term success and also unearth some novel ones.

What follows is a fuller account of our findings, our methodology, and our thoughts on how best to extend these results in the future.

Predicting Long-term Success for Corporations and Investors Worldwide

The research is piling up. Companies that aim for long-term success tend to find it, while those who reach for short-term gains end up with lower corporate profits, reduced shareholder returns, and more limited job creation.

We at FCLTGlobal are working to advance our understanding of the benefits of long-term thinking by extending these findings to reflect the experience of organizations both around the world and across the value chain—including global corporations, asset managers, and asset owners.

Our work has shown that the key factors for long-term success fall into a few broad categories:

- **Sound organizational governance, to provide the foundation for long-term value creation**
- **Incentive alignment over time and across the investment value chain, to ensure that all players are pulling in the same direction**
- **Engagement across institutional boundaries, to resolve issues and provide staying power for pursuing long-term goals**
- **Strategies for innovation, talent, capital allocation, and risk management, to support a company's long-term performance and sustainable growth**
- **Effective public policy, to provide the conditions that enable long-term behavior**

Having identified these areas as the driving forces of long-term success, FCLTGlobal is pursuing a multi-year research plan to assess the significance of each with greater rigor. Outputs will include both detailed white papers and easy-to-use tool kits for translating our research into practice.

At present, however, many of the key components of long-term success remain difficult to quantify. For issues such as talent retention, customer loyalty, and reputation, there are not consistent sources of global data across multiple years. FCLTGlobal plans to support efforts to expand the availability of these and other vital but sparsely collected data.

This paper, however, takes a more focused approach by using the data available today to identify those indicators of long-term success that we can already measure in a rigorous, consistent way for global companies, asset managers, and asset owners.

Our approach builds on several earlier studies, beginning with a landmark 2017 analysis from McKinsey & Company, dubbed the Corporate Horizon Index. Looking across the period from 2001 to 2014, that study uncovered a strong connection between long-term thinking and corporate outperformance among US firms, with long-term companies generating revenue growth that was 47 percent higher than their shorter-term competitors.

More recently, a KPMG analysis covering 335 companies across four countries during the years from 2003 to 2017 found that the earnings of long term-oriented companies grew far faster than the earnings of short-term companies (8.5 percent per year, compared with 4.6 percent).

The present paper extends this work in a number of ways:

- **By looking at firms around the world**
- **By analyzing both companies and investors**
- **By incorporating metrics not reflected on financial statements, such as board diversity**

Building on the expertise of FCLTGlobal members, a wide review of the academic literature, and our own data analysis, we reached a number of significant—and sometimes surprising—findings:

- **Long-term behaviors are becoming less common among corporations.** When we look across all the measurable predictors of long-term success identified in our analysis, we find that global corporations have grown less long-term in recent years and remain less long-term-oriented than they were before the financial crisis. One big reason is the rising tendency to distribute—and sometimes overdistribute—capital.
- **Overdistribution of capital can hurt corporations.** In our analysis, companies that overdistribute capital—in the form of buybacks and dividends—tend to fare worse, in terms of return on invested capital, than peers that safeguard funds for other uses.
- **Corporate research and development (R&D) can provide real benefits.** Another key predictor of higher long-term ROIC among corporations is their *research quotient*, an innovative measure of the marginal value of additional research spending.
- **Employee ownership is strongly connected to returns among asset managers.** For equity-focused managers, in particular, there is a tight link between gross returns and employee ownership of the firm.
- **Additional data could enrich our understanding of long-term success among asset owners.** Data limitations make it difficult to identify discrete factors associated with high net returns among asset owners. However, by pooling factors, we show that net returns are connected to an array of items including gender diversity on the board, active ownership, lower costs, a higher funded ratio, and higher exposure to both public and private equity.

The following sections share the full findings from our analysis, first for corporations, then for asset managers, and finally for asset owners. Some of these findings are surprising; others confirm the existing consensus. But either way, they add rigor to our understanding of the actions and behaviors associated with long-term success. And they can also help shape future research—from FCLTGlobal and others—on precise steps companies and investors can take to improve their long-term prospects.

Factors Associated with Long-term Performance of Corporations

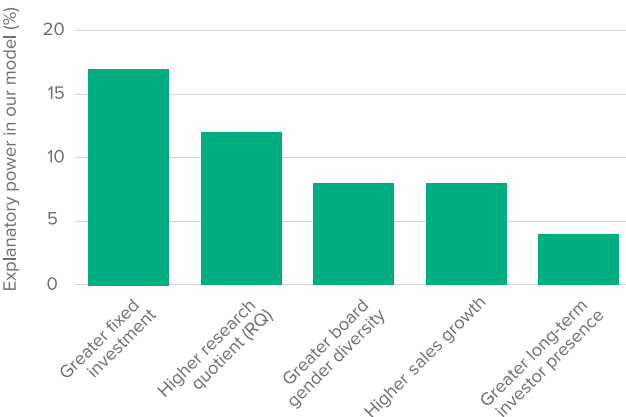
METHOD

To ensure a global perspective, we focus on the large, publicly traded companies in the MSCI ACWI, which represents 85 percent of the global investable opportunity set. We measure long-term performance in terms of ROIC, which reflects the return on the whole capital structure of a company and can be a more direct measure of corporate performance than stock movements, which are subject to the added volatility that comes from investor perception. Using total shareholder return (TSR) as the prime measure produces similar, if slightly weaker, results.

PAYOFF OF LONG-TERM BEHAVIORS

If companies were more long-term, our model suggests they could earn an additional US\$1.5 trillion per year in ROIC. This calculation is based on the counterfactual assumption that companies ranking among the bottom 50 percent in our assessment of long-term habits had instead performed as well as the median company in the MSCI ACWI without degrading the performance of firms in the top 50 percent.

Figure 1. Factors associated with *higher* long-term value creation



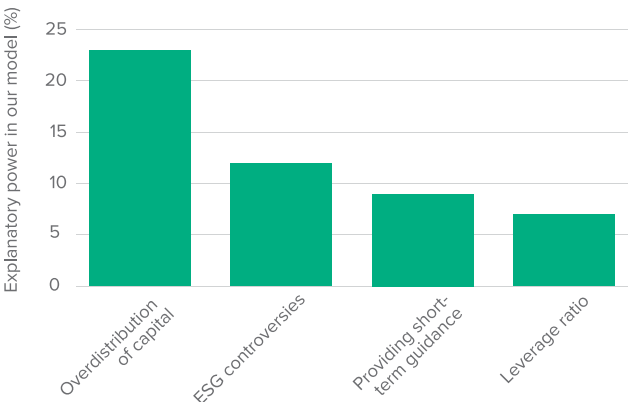
SUMMARY

Our analysis identified a range of factors associated with the long-term health of companies, which we split into two buckets: positively correlated factors that predict long-term health and negatively correlated factors that suggest weakness ahead.

The factor most strongly bound to long-term performance was actually one of those negative factors—something to avoid—namely, **overdistribution of capital** in the form of dividends and buybacks that exceed the free cash flow generated by the company. Naturally, efforts to return money to shareholders can and do make sense when companies do not have more attractive investments to pursue. And it is possible that the causal link actually runs in the other direction—that is, companies with limited growth potential may be more likely to return money to shareholders. But our analysis shows that capital distributions to investors in excess of free cash flow are associated with weaker ROIC.

Another factor that weighs on long-term value creation is excessive **leverage**—though, again, this is not a blanket dismissal, as leverage can be vital to businesses and borrowing can be an auspicious sign that a company has ideas worth pursuing. As a general tendency, though, more leverage among companies in our dataset translates into lower ROIC.

Figure 2. Factors associated with *lower* long-term value creation



Environmental, social, and governance (ESG) controversies can also be a drain on long-term ROIC, an effect that is most meaningful for larger firms with more extensive media coverage.

Issuing **short-term guidance** also portends weaker performance. This is consistent with existing research showing that quarterly guidance makes companies and investors overly sensitive to short-term concerns.

On the other hand, there were a number of factors positively associated with long-term ROIC—meaning as they went up, so did returns.

One of those had to do with R&D spending. To capture this, we use a calculation called **research quotient (RQ)**, which reflects the productivity of corporate R&D dollars by measuring incremental revenue for each marginal increase in R&D spending. This is a more tailored way to assess R&D effectiveness than familiar measures such as total spending or number of patents, which do not reliably predict future returns.

Having a **diverse board**—including a mix of genders and ages—is also connected to strong returns. And it is a good sign when a company’s shares are held by **long-term investors**, which we measure as the portfolio-wide holding period of the investor base.

Higher levels of **fixed investment** also seem to portend long-term health. As does strong **sales growth**, which suggests a link between recent performance and future performance.

DEFINITION AND DETAIL

Figures 1 and 2, and Tables 1 and 2 summarize the findings on corporations, presenting the individual factors, the underlying calculations, and the explanatory power of each factor. The middle column in the tables—explanatory power—is a statistical value reflecting the discrete impact of each factor *within our model*. So the 17 percent value for greater fixed investment (Table 1) means that variations in this one factor explain 17 percent of the variations in the outcomes captured by the model. It *does not* mean that corporate fixed investment explains 17 percent of the total variance in ROIC across the MSCI ACWI, because our model is necessarily incomplete, as it does not cover those predictors of long-term ROIC for which we lack standard, reliable, broadly available measures. In addition, we excluded from our analysis factors with more than 20 percent missing data, with the exception of RQ.

Table 1. Factors associated with *higher* long-term value creation

| FACTOR | EXPLANATORY POWER | CALCULATION |
|-------------------------------------|-------------------|---|
| Greater fixed investment | 17% | (Capital expenditures - Depreciation)/Assets |
| Higher research quotient (RQ) | 12% | % increase in revenue for 1% increase in R&D |
| Greater board gender diversity | 8% | Percentage of board that is female |
| Higher sales growth | 8% | Trailing five-year average of year-over-year change in revenue |
| Greater long-term investor presence | 4% | Percentage of company owned by firms with < 50% dollar turnover (effectively holding period >2 years) |

Table 2. Factors associated with *lower* long-term value creation

| FACTOR | EXPLANATORY POWER | CALCULATION |
|-------------------------------|-------------------|---|
| Overdistribution of capital | 23% | (Dollar value of net issuance (net of buybacks) - Dividends + Free cash flow)/Assets |
| ESG controversies | 12% | Number of controversies across 23 ESG topics ranging from child labor to tax fraud, designed to avoid double counting |
| Providing short-term guidance | 9% | Instances of quarterly or semiannual guidance over past five years |
| Leverage ratio | 7% | Total debt/Assets |

SECTOR BREAKDOWN

Although we recognize that capital structures and industry dynamics can differ dramatically, our analysis found a surprising consistency across the corporate world when it comes to indicators of long-term success. For instance, overdistribution of capital is strongly connected with long-term weakness in sectors as diverse as technology, energy, and consumer staples. Conversely, fixed investment is tied to long-term health for firms in healthcare, consumer discretionary, consumer staples, and beyond.

The factor whose impact varies most across industries is leverage—a warning sign in regulated sectors such as finance and utilities but less meaningful for technology and retail firms.

TRENDS OVER TIME

By aggregating these indicators into a single metric, it is possible to compute a score that captures the long-term orientation of the global corporate environment as a whole (Figures 3 and 4). That score can be calculated annually to reflect changes over time, so a broad improvement in a positive indicator such as sales growth—or a decline in a negative indicator such as excessive capital distribution—would show up as a trend increase in the long-term score.

Between 2014 and 2017, the overall score for global firms fell from 46 to 39 (Figure 3), in part as a result of a steady decline in fixed investment. More broadly, the Great Recession seems to have dampened long-term thinking in a persistent way. In 2017, companies were less focused on long-term behaviors than they were from 2004 to 2007 (Figure 4), not least because the post-recession era has seen a substantial increase in capital distribution via buybacks and dividends, which is associated with weaker ROIC.

Figure 3. Global firms have become less oriented toward the long term in recent years

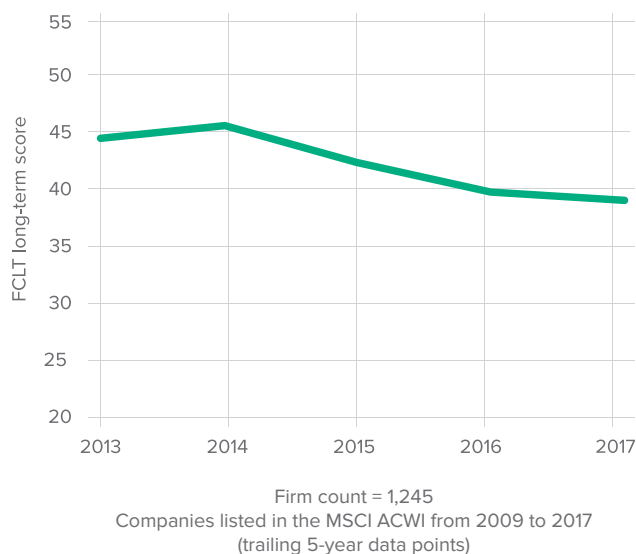


Figure 4. Global firms are less oriented toward the long term than before the financial crisis



OVERBOARDING IS RARE AND DOES NOT SEEM TO MATERIALLY AFFECT LONG-TERM ROIC

In addition to the nine factors on the previous page, we examined several other potential factors that our literature review highlighted as likely contributors or barriers to long-term success. One of those proved less predictive than anticipated: overboarding, or the risk that serving on multiple boards can be a distraction. Part of the reason is that fewer than 5 percent of all MSCI ACWI directors in our sample served on 3 or more public company boards, and the median number of external public company boards on which they served was 1.1. Directors are also trending away from being overcommitted: since 2008, in the United States, the percentage of non-CEO directors who sit on 5 or more boards has halved, from 3.2 percent to 1.6 percent, and investors increasingly scrutinize the number of boards on which each director sits. Given this dearth of examples and increased investor scrutiny of board performance, overboarding seems more like a theoretical quandary than a real-world concern today—and we found no correlation between overboarding and long-term results.

Factors Associated with Long-term Performance of Asset Managers

METHOD

Our analysis of asset managers covers those who self-report to eVestment (aggregate \$45.6 trillion in assets under management, or AUM). Long-term performance is measured in terms of five-year gross returns across equity, fixed-income, and mixed portfolios among asset managers (see methodology for additional detail about the relationship between manager-level analysis and fund-level analysis).

PAYOFF OF LONG-TERM BEHAVIORS

According to our model, asset managers who score well on key long-term predictors—those at the 75th percentile—generate annual gross returns that are 90 basis points higher than asset managers at the 25th percentile.

SUMMARY

Asset managers with the strongest long-term gross returns tend to have a high level of **employee ownership**, which may help to align incentives. Having high **net inflows** is also a positive indicator, though this finding may reflect the ability of successful managers to attract money—rather than any tendency for growth to improve returns.

On the flip side, **turnover among portfolio managers** is an indicator of trouble ahead as is **strategy proliferation**.

Figure 5. Factors associated with *higher* and *lower* long-term value creation

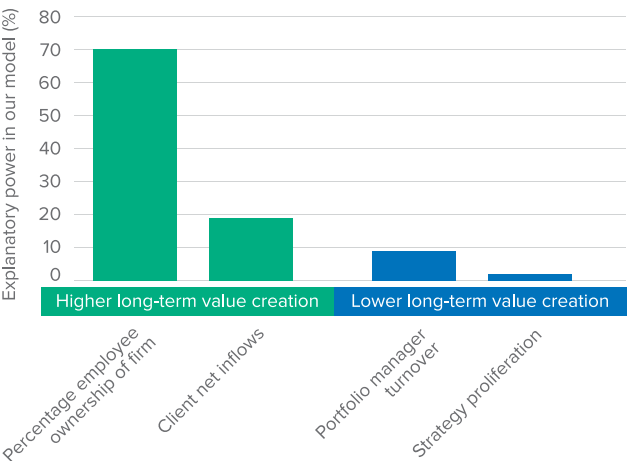


Table 3a. Factors associated with *higher* long-term value creation

| FACTOR | EXPLANATORY POWER | CALCULATION |
|---------------------------------------|-------------------|---|
| Percentage employee ownership of firm | 70% | Percentage of equity owned by employees |
| Client net inflows | 19% | Trailing five-year average of year-over-year change in client net inflows |

Table 3b. Factors associated with *lower* long-term value creation

| FACTOR | EXPLANATORY POWER | CALCULATION |
|---------------------------------|-------------------|---|
| Portfolio manager (PM) turnover | 9% | Number of PMs turning over during the year/ Total PMs |
| Strategy proliferation | 2% | Trailing five-year total number of strategies active and open/ Total assets under management over the past five years |

DEFINITION AND DETAIL

Figure 5 and Tables 3a and 3b summarize the findings, showing the individual factors, the way they are calculated, and their explanatory power within the model (a fuller explanation is available in the “Definition and Detail” section for corporations).

ASSET CLASS BREAKDOWN

Unlike what we found for corporations—where the factors associated with long-term success tend to hold across industries—the key predictors of asset manager success vary widely across different asset classes.

Employee ownership is a stronger indicator of long-term returns on the equity side than for asset management as a whole and not significant for fixed-income. The same pattern holds for portfolio manager turnover, which is more meaningful for equities than for asset management as a whole and not significant for fixed-income.

Consistent with expectations, equity managers had the greatest gross returns dispersion and fixed-income managers the least.

OTHER POSSIBILITIES

At the outset, we considered a number of other potential indicators of long-term success among asset managers. Looking at portfolio manager ownership of the fund would have added useful granularity to our analysis of employee ownership, whereas ESG measures could have given a broader sense of how carefully managers review the ESG characteristics of their investments. Finally, a thorough understanding of the investor-investee dialogue in active ownership have allowed a tighter analytic connection across the value chain, connecting long-term investors with the success of managers and corporations.

For now, there are not enough global data on these topics to permit rigorous assessment. If that changes, we will be ready.

Factors Associated with Long-term Performance of Asset Owners

METHOD

For our analysis of asset owners, we combined manually collected material on 23 of the largest pensions and sovereign wealth funds in the world with a separate dataset on 175 US pension funds—collectively covering nearly \$11 trillion in AUM. We also undertook a survey of FCLTGlobal members.

We measured long-term performance in terms of five-year net returns. The limited availability of global data on asset owners constrained our conclusions about the factors associated with long-term success.

SUMMARY

Given the data limitations, the only discrete factor that we were able to definitively associate with long-term success is the percentage of a portfolio allocated to equities—where **higher equity allocation** is a statistically significant predictor of long-term value creation. Although we recognize that this finding may reflect the rising equity markets during the 2012-17 time frame that we are considering, it is consistent with research on how the risk premium affects equity returns over time.

Pooling factors suggests that net returns may be connected to a suite of strategies and behaviors that include **gender diversity on the board**, **strategic engagement**, **lower costs**, a higher **funded ratio**, and higher exposure to both public and private equity.

DEFINITION AND DETAIL

Tables 4a and 4b summarize the findings, showing the individual factors, the way they are calculated, and their explanatory power within the model (a fuller explanation is available in the “Definition and Detail” section for corporations).

Table 4a. Factors collectively associated with *higher* long-term value creation, when considered as a bundle

| FACTOR | CALCULATION |
|--|--|
| Funded ratio | Fair value of assets/Present value of projected liabilities or obligations |
| Board gender diversity | Percentage of board that is female |
| Exposure to public and private equity | (Public equity AUM + Private equity AUM)/Total AUM |
| Strategic engagement | 1 point for having a strategic engagement policy, 1 point for having a proxy voting policy, and 2 points for having both |

Table 4b. Negative factor associated with *lower* long-term value creation

| FACTOR | CALCULATION |
|---------------------|---------------------------------|
| Higher costs | (Fees + Operating expenses)/AUM |

OTHER POSSIBILITIES

As with asset managers, our inquiry into the long-term predictors of success among asset owners opened with a wider spectrum of potential factors. Uniformly calculated and broad-based data about diversification among the largest asset owners would have deepened our understanding of the role of investment strategy in long-term performance. Details on asset owners’ own benchmarks would have provided a useful comparison with actual performance. Finally, ESG measures might have provided interesting insight into reputational standing and social priorities.

As of now, however, such data are too inconsistent and incomplete to allow for rigorous global analysis.

Conclusion: More Data Means Richer Knowledge

The depth and breadth of our findings is limited by the availability of high-quality and complete global datasets. To counter these limitations, we followed a rigorous process beginning with a thorough literature review of academic and investment research to identify factors supported by existing studies. We then decided to focus on factors with rich, global data (and no more than 20 percent missing data), allowing us to measure granular change year over year. After consulting with a broad range of experts, we moved to the data analysis phase, using more than 20 million data points to distill which of the pre-vetted factors had a statistically significant impact on long-term value creation.

While we are proud of the rigor of this approach, no method is perfect. Our focus on factors with broad data prevented us from evaluating aspects of talent and culture that we know are vital to the long-term prospects of corporations, asset managers, and asset owners. These include customer satisfaction and employee engagement, both of which have been shown to be connected to long-term success.

Similarly, although our minimum 80 percent data completeness standard limited some of the biases associated with missing data, it also eliminated whole dimensions of information from our purview, such as executive compensation duration—which has been linked to long-term performance in academic work but where global data is currently incomplete. Such incomplete data create space for omitted variable issues, distorting our ability to measure the true explanatory power of the factors that we can regress (omitted variable issues plague a wide range of attempts to describe complex multidimensional issues with academic rigor).

But even with imperfect data, we were able to advance the state of knowledge around long-term behaviors by isolating and identifying a number of the key factors correlated with long-term success around the world and across the value chain.

In the corporate world, that includes appropriate reinvestments in the business rather than overdistributions of capital, productive R&D, and an end to quarterly guidance—to name just a few. For asset managers, it means embracing employee ownership as a paramount concern (on the equity side). And among asset owners, it means embracing the reality of the equity risk premium, among other things.

The next step—for FCLTGlobal in particular and the spread of long-term thinking in general—is to amass a richer universe of data and a broader array of methodologies to drive the research forward. We are working with our members and other business, academic, and policy leaders to accomplish just that while pursuing a more integrated approach to understanding the deepest drivers of long-term success, whether they have to do with governance, incentives, engagement, strategy, or public policy.

Appendix: Methodology

Corporations

UNIVERSE

Companies in the MSCI ACWI (covering 23 developed and 24 emerging markets), which includes approximately 2,500 companies. Trailing five-year data points for 2003–2017 are used to determine coefficients in the barometer and self-assessment tool, and will populate only if the company has been part of the ACWI for each of the past five years. This subset represents an aggregate market cap of US\$46.6 trillion.

For year-over-year comparisons, the company must have been part of the ACWI at the end of each of the five years of the trailing five-year period (e.g., for a 2013–2017 comparison, we would use only companies that were in the ACWI for the trailing five years ended in 2013, 2014, 2015, 2016, and 2017, respectively).

SOURCES

FactSet, Refinitiv, amkANALYTICS via Professor Anne Marie Knott

YEARS COVERED

Rather than set a specific range, we used the maximal available span of consistent data for each factor. In no case did we go back further than 1999.

Y VARIABLE

Return on invested capital (ROIC). Trailing five-year ROIC was regressed on multiple factors to determine factor weights. Those factor weights were then used to project five-year future value creation.

FORMULA FOR TRAILING CUMULATIVE FIVE-YEAR ROIC

$(1 + \text{Year 1 net income} / \text{Average of invested capital at the beginning and end of Year 1}) \times (1 + \text{Year 2 net income} / \text{Average of invested capital at the beginning and end of Year 2}) \times (1 + \text{Year 3 net income} / \text{Average of invested capital at the beginning and end of Year 3}) \times (1 + \text{Year 4 net income} / \text{Average of invested capital at the beginning and end of Year 4}) \times (1 + \text{Year 5 net income} / \text{Average of invested capital at the beginning and end of Year 5}) - 1$

FORMULA FOR PROJECTED CUMULATIVE FIVE-YEAR ROIC

$(1 + 2018 \text{ net income} / \text{Average of invested capital at the beginning and end of 2018}) \times (1 + 2019 \text{ net income} / \text{Average of invested capital at the beginning and end of 2019}) \times (1 + 2020 \text{ net income} / \text{Average of invested capital at the beginning and end of 2020}) \times (1 + 2021 \text{ net income} / \text{Average of invested capital at the beginning and end of 2021}) \times (1 + 2022 \text{ net income} / \text{Average of invested capital at the beginning and end of 2022}) - 1$

STATISTICAL SIGNIFICANCE

Determined by multivariable regression following significance in univariate regression, each with a 95 percent confidence interval

MISSING DATA

We used multiple imputation, a method for replacing missing data with substitute values that are drawn multiple times from a distribution.

OUTLIERS

Winsorization (i.e., adjusting the value of outliers to bring them closer to other values in the data set) where appropriate

APPROACH TO COVARIANCE

Eliminated factors with 10+ variance inflation factor (VIF), that is, factors that, when combined with all of the other factors, have a variance at least 10 times as large as if it were uncorrelated with all of the other factors

DUMMY VARIABLES

- Years: 2004–2017 (2003 = base year) for company, sector, and country rankings
- Regions: LATAM, APAC, EMEA (North America = base region) for company and sector rankings
- Sectors (BICs classification): consumer discretionary, consumer staples, energy, financials, healthcare, industrials, materials, technology, utilities (communications = base sector) for company and region rankings

CONTROL VARIABLES:

- Size for company rankings only
- None for sector and country rankings

Appendix: Methodology

Asset Managers

UNIVERSE

789 investment management firms with US\$45.6 trillion in AUM. Trailing five-year data points for 1997–2017 are used to determine coefficients in the barometer and self-assessment tool, and will populate only when the firm has reported returns on active products for each of the past five years. For year-over-year comparisons, the firm must have reported returns on active products at the end of each of the five years of the trailing five-year period (see corporate description for more detail).

SOURCE

eVestment

YEARS COVERED

1993–2017

Y VARIABLE

Gross returns. Trailing five-year gross returns were regressed on multiple factors to determine factor weights. Those factor weights were then used to project five-year future value creation.

FORMULA FOR TRAILING CUMULATIVE FIVE-YEAR GROSS RETURNS

$(1 + \text{Year 1 return}) \times (1 + \text{Year 2 return}) \times (1 + \text{Year 3 return}) \times (1 + \text{Year 4 return}) \times (1 + \text{Year 5 return}) - 1$

FORMULA FOR PROJECTED CUMULATIVE FIVE-YEAR GROSS RETURNS

$(1 + 2018 \text{ annual return}) \times (1 + 2019 \text{ annual return}) \times (1 + 2020 \text{ annual return}) \times (1 + 2021 \text{ annual return}) \times (1 + 2022 \text{ annual return}) - 1$

STATISTICAL SIGNIFICANCE

Determined by multivariable regression following significance in univariate regression, each with a 95 percent confidence interval

MISSING DATA

Multiple imputation

OUTLIERS

Winsorization where appropriate

APPROACH TO COVARIANCE

Eliminated factors with 10+ VIF, that is, factors that, when combined with all of the other factors, have a variance at least 10 times as large as if it were uncorrelated with all of the other factors

DUMMY VARIABLES

Years: 1998–2017 (1997 = base year)

CONTROL VARIABLES

None

Asset Owners

UNIVERSE

Survey of FCLTGlobal members and manual data collection from publicly available information from largest pension and sovereign wealth funds globally, for a total of 23 owners (approximately US\$7 trillion). That data was combined with a separate database of 175 US pension funds (approximately US\$3.7 trillion).

SOURCES

Member survey and manual collection

YEARS COVERED

Five years 2012–2018, depending on whether fiscal year-end is before or after June 30

Y VARIABLE

Net returns

TWOFOLD APPROACH

(1) We analyzed a two-sample t-test on trailing five-year net returns relative to the factor levels to gauge potential statistical significance. (2) We performed a full regression of the database of 175 US pension funds on the following subset of the x variables: higher funded ratio, higher expenses, greater exposure to public and private equity, and greater allocation to illiquids.

FORMULA FOR TRAILING CUMULATIVE FIVE-YEAR NET RETURNS

$(1 + \text{Year 1 return}) \times (1 + \text{Year 2 return}) \times (1 + \text{Year 3 return}) \times (1 + \text{Year 4 return}) \times (1 + \text{Year 5 return}) - 1$

STATISTICAL SIGNIFICANCE

(1) Not possible to conclusively establish via two-sample t-test. (2) Equity allocation was the only factor found to have a statistically significant positive impact on long-term value creation.

MISSING DATA

(1) > 50 percent missing data: reweighting of applicable factors to 100 percent
(2) < 50 percent missing data: mean imputation

OUTLIERS

N/A

APPROACH TO COVARIANCE

N/A

DUMMY VARIABLES

Years: N/A

CONTROL VARIABLES

N/A

Acknowledgments

GINA ADAMS
Bloomberg L.P.

JONATHAN BAILEY
Neuberger Berman

DANIELLA BALLOU-AARES
Dalberg Global Development Advisors

JEFF BARBIERI
Wellington Management Company

ESTHER BAROUDY
State Street Corporation

JAY BENNETT
Greenwich Associates

ADAM BERGER
Wellington Management Company

CHRIS BIGGS
Washington State Investment Board

JONATHAN BRIGGS
Canada Pension Plan
Investment Board

TOMMY BRYSON
Kempen Capital Management

GIB BULLOCH

STEVE BUSBY
Greenwich Associates

LACHLAN CAREY
The World Economic Forum

TANIA CARNEGIE
KPMG

MARY CLINE
Ernst & Young

LAUREN COMPERE
Boston Common Asset Management

SHAHEEN CONTRACTOR
Bloomberg L.P.

HERNANDO CORTINA
JUST Capital

ALEXANDRE DASILVA
Neuberger Berman

JOE DEMARTINO
eVestment

GERT DIJKSTRA
APG

LARS DIJKSTRA
Kempen Capital Management

RANI DOYLE
Ernst & Young

DAVID DWYER
Bloomberg L.P.

ROBERT ECCLES
The University of Oxford

VIKI FARMAKI
State Street Global Advisors

JOAN FARRE-MENSA
Cornerstone Research

CYNTHIA FIGGE
CSRHub

PETER FISCHER
Wellington Management Company

ALEJANDRO GABA
State Street Global Advisors

CAROL GEREMIA
MFS Investment Management

NILI GILBERT
Matarin Capital Management

AMANDA GLODOWSKI
Edelman

RADHA GOPALAN
Washington University

ROBERT GOYENCHE
MSCI Inc.

JESSICA GROUND
Schroders

JANINE GUILLOT
The Sustainability Accounting
Standards Board

ANU GURUNG
Canada Pension Plan
Investment Board

JOHN HALE
Morningstar, Inc.

LISA HAYLES
Boston Common Asset Management

DAVID HEFTER
BlackRock, Inc.

RANDALL HOPKINS
Nasdaq

PATRICIA HUDSON
State Street Global Advisors

MICHAEL JANTZI
Sustainalytics

CHRISTY JESUDASAN
Kempen Capital Management

HILARY JOHNSON
Wellington Management Company

DREW JONES
Bloomberg L.P.

STEVE JONES
Wellington Management Company

SCOTT KALB
KLTI Advisors

ERIC KANE
Bloomberg L.P.

MIRTHA KASTRAPELI
State Street Corporation

ANI KAVOOKJIAN
Bloomberg L.P.

NADINE KAWKABANI
MFS Investment Management

MARIA KEPA
Ernst & Young

MARTIJN KLEINBUSSINK
Kempen Capital Management

WOLFGANG KLEMM
Temasek Holdings Private Limited

CHRISTIAN KLOSE
Swiss Re

ANNE-MARIE KNOTT
Washington University

TIM KOLLER
McKinsey & Company

JARED KRAMER
Matthews South

MARK KRAMER
FSG

MARGARET KUHLOW
The World Wide Fund for Nature

NALIN KULATILAKA
Boston University

BEN LAMBERT
Canada Pension Plan
Investment Board

**CHARLOTTE
LAURENT-OTTOMANE**
The Thirty Percent Coalition

LAURENCE LEE
OWS Capital Management

CARL LIEDERMAN
LIEDERSHIP

DAVID LUBIN
Constellation Research Inc.

GRAHAM MACMILLAN
Ford Foundation

MARK MANDEL
Wellington Management Company

RIC MARSHALL
MSCI Inc.

GEORGE MASON
MFS Investment Management

NINA MAZAR
Boston University

JACK MCGINN
McKinsey & Company

SARAH MIHALECZ
Tata Sons Private Limited

ERIC MOEN
MSCI Inc.

ABHILASH MUDALIAR
Global Impact Investing Network

STACY NEAL
FSG

ADAM NG
Temasek Holdings Private Limited

ALEXANDRA OPENSHAW
Winton Group

MARK OUD
Kempen Capital Management

JONATHAN PALMER
Bloomberg L.P.

NIKESH PATEL
Kempen Capital Management

BECKY PEARCE
Unilever plc

PARIS PENDER
Goldman Sachs Group, Inc.

KT RABIN
Glass, Lewis & Co.

STEPHANIE RAND
Edelman

MICHAEL REED
CEM Benchmarking

TOM REYNOLDS
MSCI Inc.

ADAM ROBBINS
The World Economic Forum

RACHELLE SAMPSON
University of Maryland

CAROLINA SAN MARTIN
Wellington Management Company

MATT SARGENT
eVestment

ROLAND SCHATZ
Media Tenor International

PAUL SCHUTZMAN
MSCI Inc.

JASMIN SETHI
Sethi Clarity Advisers

RISHAB SETHI
New Zealand Superannuation Fund

SEEMA SHAH
Bloomberg L.P.

SARA SIKES
Greenwich Associates

BOBBI SILTEN
FSG

HIDEKI SUZUKI
Bloomberg L.P.

TAMMY TAN
Temasek Holdings Private Limited

DAN TAYLOR
Man Numeric

SARAH TESLIK
Joele Frank Wilkinson
Brimmer Katcher

MARGARET THERRIEN
MFS Investment Management

DAVID TIEN
Canada Pension Plan
Investment Board

TAIWO TOGUN
SeqHub Analytics

JEROME TRAGGER
World Benchmarking Alliance

MICHAEL TROTSKY
The Pension Reserves
Investment Management Board

KAREN UBERHART
Bloomberg L.P.

PETER UHLENBRUCH
ShareAction

FERNANDO VALLEZ
Bloomberg L.P.

JAAP VAN DAM
PGGM

MARK WALKER
Coal Pension Trustees

DAVIS WALMSLEY
Greenwich Associates

HANNA WALTSGOTT
Kempen Capital Management

NICOLA WATSON
Winton Group

JANJAAP WEEDA
CEM Benchmarking

LAURA WEISZ
Canada Pension Plan
Investment Board

HOLLY WIBERG
Massachusetts Institute of Technology

ANNE-MARIE WILLIAMS
ShareAction

FLETCHER WILSON
Washington State Investment Board

POUL WINSLOW
Canada Pension Plan
Investment Board

TIM YOUMANS
Hermes Investment Management

PHILIPPE ZAUGG
Canada Pension Plan
Investment Board

FRANZISKA ZIMMERMANN
Temasek Holdings Private Limited

Bibliography

- R. Adami, et al, "[How Does a Firm's Capital Structure Affect Stock Performance?](#)", *Frontiers in Finance and Economics*, Volume 12, July 2013.
- E. Agyemang Badu and K. Opoku Appiah, "[The Impact of Corporate Board Size on Firm Performance: Evidence from Ghana and Nigeria](#)", January 2017.
- S. Ahn, P. Jiraporn, Y. Sang Kim, "[Multiple directorships and acquirer returns](#)", *Journal of Banking & Finance*, September 2010.
- L. Aksoy, et al, "[The Long-Term Stock Market Valuation of Customer Satisfaction](#)", *Journal of Marketing*, July 2008.
- G. Allayannis and J Weston, "[Earnings volatility, cash flow volatility, and firm value](#)", September 2003.
- W. Allen and W. Berkley, "[In Defense of the CEO Chair](#)", *Harvard Business Review*, September 2003.
- H. Almeida, V. Fos, M. Kronlund, "[The real effects of share repurchases](#)", *Journal of Financial Economics*, Volume 199, Issue 1, January 2016.
- K. Alsweilem, et al, "[Sovereign Investor Models: Institutions and Policies for Managing Sovereign Wealth](#)", Harvard Center for International Development, 2015.
- K. Ambachtsheer, D. Dupont, T. Scheibelhut, "[Comparing Pension Plan Operating Costs: Correcting the Fraser Institute's Faulty Analysis and Conclusions](#)", KPA Advisory Services, March 2016.
- K. Ambachtsheer, "[Pension solution lies in long-term thinking](#)", *Financial Times*, August 2016.
- G. Anderson and D. Chun, "[How Much Board Turnover Is Best?](#)", *Harvard Business Review*, April 2014.
- E. Anderson, C. Fornell, D. Lehmann, "[Customer Satisfaction, Market Share, and Profitability: Findings from Sweden](#)", *Journal of Marketing*, July 1994.
- R. C. Anderson and D.M. Reeb, "[Founding Family Ownership and Firm Performance: Evidence from the S&P 500](#)", *The Journal of Finance*, June 2003.
- A. Andonov, R. Bauer, M. Cremers, "[Pension Fund Asset Allocation and Liability Discount Rates](#)", *The Review of Financial Studies*, August 2017.
- A. Andonov, R. Bauer, M. Cremers, "[Can Large Pension Funds Beat the Market? Asset Allocation, Market Timing, Security Selection, and the Limits of Liquidity](#)", Netspar Discussion Paper No. 10/2012-062, February 2013.
- A. Andonov, Y.H. Hochberg, J.D. Rauh, "[Pension Fund Board Composition and Investment Performance: Evidence from Private Equity](#)", Hoover Institution Economics Working Paper 16104, March 2016.
- C. Andres, "[Large Shareholders and Firm Performance – An Empirical Examination of Founding-Family Ownership](#)", *Journal of Corporate Finance*, September 2008.
- C. Anilowski, M. Feng, D.J. Skinner, "[Does earnings guidance affect market returns? The nature and information content of aggregate earnings guidance](#)", *Journal of Accounting and Economics*, September 2007.
- A. Aouadi and S. Marsat, "[Do ESG Controversies Matter for Firm Value? Evidence from International Data](#)", *Journal of Business Ethics*, September 2018.
- C. Armstrong, "[Better decision-making from diversity](#)", *Top1000Funds*, October 2016.
- M. Arnold, A. Bassen, R. Frank, "[Timing effects of corporate social responsibility disclosure: an experimental study with investment professionals](#)", *Journal of Sustainable Finance & Investment*, December 2016.
- R. Arnott, et al, "[The Surprising Alpha From Malkiel's Monkey and Upside-Down Strategies](#)", *The Journal of Portfolio Management*, March 2013.
- J. Asker, J. Farre-Mensa, A. Ljungqvist, "[Comparing the Investment Behavior of Public and Private Firms](#)", NBER Working Paper No. 17394, September 2011.
- N. Attig, et al, "[Institutional Investment Horizons and the Cost of Equity Capital](#)", *Financial Management*, December 2012.
- A. Babcock, S.K. Williamson, "[Moving Beyond Quarterly Guidance: A Relic of the Past](#)", *FCLTGlobal*, 2017.
- J. Bader and D. Clark, "[Separate accounts better for hedge fund investors](#)", *Pensions and Investments*, October 2011.
- R. Barnes, "[Earnings Volatility and Market Valuation: An Empirical Investigation](#)", LBS Accounting Subject Area Working Paper No. ACCT019, November 2002.
- A. Bassen and A.M. Masha Kovacs, "[Environmental, Social and Governance Key Performance Indicators from a Capital Market Perspective](#)", *Zeitschrift für Wirtschafts- und Unternehmensethik*, No. 9/2, pp. 182-192, November 2008.
- R. Bauer, F. Moers, M. Viehs, "[Who Withdraws Shareholder Proposals and Does It Matter? An Analysis of Sponsor Identity and Pay Practices](#)", *Corporate Governance*, February 2015.
- L. Bebchuck and L. Stole, "[Do Short-term Objectives Lead to Under- or Overinvestment in Long-Term Projects](#)", *Journal of Finance*, Volume 48, No. 3, June 1993.
- "[Diverse Asset Management Project Firm Assessment](#)", *Bella Private Markets*, May 2017.

- M. Bennedsen, H.C. Kongsted, K.M. Nielsen, "[The causal effect of board size in the performance of small and medium-sized firms](#)", Journal of Banking & Finance, June 2008.
- C. Bergeron, "[Managing risks in a world of uncertainty](#)", CDPQ, May 2017.
- G. Bernile, V. Bhagwat, S. Yonker, "[Board diversity, firm risk, and corporate policies](#)", Journal of Financial Economics, March 2018.
- S. Bernstein, J. Lerner, A. Schoar, "[The Investment Strategies of Sovereign Wealth Funds](#)", NBER Working Paper No. 14861, April 2009.
- J. Beshears, et al, "[Does Aggregated Returns Disclosure Increase Portfolio Risk Taking?](#)", The Review of Financial Studies, June 2017.
- S. Bhojraj, et al, "[Making Sense of Cents: An Examination of Firms That Marginally Miss or Beat Analyst Forecasts](#)", The Journal of the American Finance Association, September 2009.
- E. Black, et al, "[The Relation Between Earnings Management and Non-GAAP Reporting](#)", Contemporary Accounting Research, November 2016.
- "Expanding the risk management toolbox", BlackRock, 2017.
- P. Bolton, J. Scheinkman, W. Xiong, "[Executive Compensation and Short-Termist Behaviour in Speculative Markets](#)", Review of Economic Studies, November 2005.
- D. Bradley, C. Pantzalis, X. Yuan, "[The influence of political bias in state pension funds](#)", Journal of Financial Economics, January 2016.
- S. Brands, S. Brown, D.R. Gallagher, "[Portfolio Concentration and Investment Manager Performance](#)", International Review of Finance, November 2006.
- "[Concentrated Portfolios: An Examination of Their Characteristics and Effectiveness](#)", Brandes Institute, September 2004.
- A. Brav, et al, "[Payout policy in the 21st century](#)", Journal of Financial Economics, Volume 77, Issue 3, September 2005.
- F. Brochet, M. Loumriot, G. Serafeim, "[Speaking of the short-term: disclosure horizon and managerial myopia](#)", Review of Accounting Studies, Volume 20, Issue 3, September 2015.
- J. Bulow, R. Morck, L. Summers, "[How Does the Market Value Unfunded Pension Liabilities?](#)", NBER Working Paper No. 1602 (Also Reprint No. r0834), April 1985.
- B. Bushee, "[The Influence of Institutional Investors on Myopic R&D Investment Behavior](#)", The Accounting Review, Volume 27, Number 3, July 1998.
- B. Bushee, "[Do Institutional Investors Prefer Near-Term Earnings over Long Run Value?](#)", Contemporary Accounting Research, January 2010.
- B. Bushee and C. Noe, "[Corporate Disclosure Practices, Institutional Investors, and Stock Return Volatility](#)", Journal of Accounting Research, 2000.
- J. Busse, A. Goyal, S. Wahal, "[Performance and Persistence in Institutional Investment Management](#)", The Journal of the American Finance Association, March 2010.
- "[Taking the long view: A toolkit for long-term, sustainable investment mandates](#)", University of Cambridge Institute for Sustainable Leadership, May 2016.
- J. Y. Campbell, "[Strategic Asset Allocation: Portfolio Choice for Long-Term Investors](#)", NBER Reporter, Fall 2000.
- J. Y. Campbell and L.M. Viceira, "[Consumption and Portfolio Decisions When Expected Returns are Time Varying](#)", NBER Working Paper No. 5857, December 1996.
- "[The impact of data breaches on reputation and share value](#)", Centrify & Ponemon Institute, May 2017.
- "[Discovering Phi: Motivation as the Hidden Variable of Performance](#)", CFA Institute, State Street Center for Applied Research, 2017.
- C. Champagne, A. Karoui, S. Patel, "[Portfolio turnover activity and mutual fund performance](#)", Managerial Science, January 2018.
- L. Chan, J. Lakonishok, T. Sougiannis, "[The Stock Market Valuation of Research and Development Expenditures](#)", The Journal of the American Finance Association, December 2002.
- M. Cheng, K. R. Subramanyam, Y. Zhang, "[Earnings Guidance and Managerial Myopia](#)", AAA 2006 Financial Accounting and Reporting Section (FARS) Meeting Paper, October 2005.
- S. Cheng, "[Board size and the variability of corporate performance](#)", Journal of Financial Economics, January 2008.
- Z. Chen, et al, "[Ownership concentration, firm performance, and dividend policy in Hong Kong](#)", Pacific-Basin Finance Journal, September 2005.
- X. Chen, J. Harford, K. Li, "[Monitoring: Which institutions matter?](#)", Journal of Financial Economics, November 2007.
- J. Chevalier and G. Ellison, "[Career Concerns of Mutual Fund Managers](#)", NBER Working Paper No. 6394, February 1998.
- J. Chi and X. Su, "[The Dynamics of Performance Volatility and Firm Valuation](#)", Journal of Financial and Quantitative Analysis, Volume 52, February 2017.
- N. Choi, et al, "[Portfolio concentration and performance of institutional investors worldwide](#)", Journal of Financial Economics, January 2017.
- T. K. Chou, "[Insider Ownership And Firm Performance: A Resource Dependence Perspective](#)", Journal of Applied Business Research, May 2015.
- C. Ciccotello, et al, "[Capacity and factor timing effects in active portfolio management](#)", Journal of Financial Markets, May 2011.
- G. Clark and A. Monk, "[The 'crisis' in defined benefit corporate pension liabilities Part I: Scope of the problem](#)", Pensions: An International Journal, November 2006.

- C. Clark, "[Accelerating the Momentum toward ESG \(Environmental, Social, Governance\)](#)", Glenmede, April 2016.
- A. Clare, et al, "[Heads We Win, Tails You Lose. Why Don't More Fund Managers Offer Symmetric Performance Fees?](#)", Available on SSRN, November 2014.
- D. Coleman and O. Usvyatsky, "[Trends in Non-GAAP Disclosures](#)", Audit Analytics, December 2015.
- J. Comtois, "[Women- and minority-owned managers make up small part of industry, study shows](#)", Pensions & Investments, May 2017.
- B. Connelly, et al, "[Minding the Gap: Antecedents and Consequences of Top Management-To-Worker Pay Dispersion](#)", Journal of Management, October 2013.
- M. Cremers, et al, "[Does Skin in the Game Matter? Director Incentives and Governance in the Mutual Fund Industry](#)", The Journal of Financial and Quantitative Analysis, December 2009.
- M. Cremers and A. Petajisto, "[How Active is Your Fund Manager? A New Measure That Predicts Performance](#)", Yale ICF Working Paper No. 06-14, March 2006.
- M. Cremers and A. Pareek, "[Patient capital outperformance: The investment skill of high active share managers who trade infrequently](#)", Journal of Financial Economics, November 2016.
- M. Cremers and A. Pareek, "[Short-Term Trading and Stock Return Anomalies: Momentum, Reversal, and Share Issuance](#)", Review of Finance, January 2014.
- J. Cvitanic, A. Lazrak, T. Wang, "[Implications of the Sharpe ratio as a performance measure in multi-period settings](#)", Journal of Economic Dynamics and Control, May 2008.
- J. Dahya, A.A. Lonie, D.M. Power, "[The Case for Separating the Roles of Chairman and CEO: An Analysis of Stock Market and Accounting Data](#)", Corporate Governance: An International Review, April 1996.
- T. Day, Y. Wang, Y. Xu, "[Investigating Underperformance by Mutual Fund Portfolios](#)", School of Management The University of Texas at Dallas, May 2001.
- R. Dell and A. Bernhardt, "[The long and winding road](#)", Generation Foundation, Mercer, and 2 Degree Investing Initiative, 2017.
- R. Della croce, F. Stewart, J. Yermo, "[Promoting long-term investment by institutional investors: Selected issues and policies](#)", OECD Journal, Financial Market Trends, February 2011.
- "[New Arrows for the Quiver: Product Development for a New Active and Beta World](#)", Casey Quirk by Deloitte, 2015.
- H. Demsetz and K. Lehn, "[The Structure of Corporate Ownership: Causes and Consequences](#)", Journal of Political Economy, December 1985.
- I. Dichev and V. Tang, "[Earnings Volatility and Earnings Predictability](#)", Journal of Accounting and Economics, Forthcoming, September 2008.
- M. Dierkes, C. Erner, S. Zeisberger, "[Investment horizon and the attractiveness of investment strategies: A behavioral approach](#)", Journal of Banking & Finance, May 2010.
- E. Dimson, O. Karakas, X. Li, "[Active Ownership](#)", Review of Financial Studies (RFS), Volume 28, 2015.
- F. Dobbin and J. Jung, "[Corporate Board Gender Diversity and Stock Performance: The Competence Gap or Institutional Investor Bias?](#)", North Carolina Law Review, 2011.
- J. Dove, C. Collins, D. Smith, "[The impact of public pension board of trustee composition on state bond ratings](#)", Economics of Governance, February 2018.
- A. Dyck, K.V. Lins, L. Pomorski, "[Does Active Management Pay? New International Evidence](#)", AQR, August 2015.
- A. Dyck, L. Pomorski "[Is Bigger Better? Size and Performance in Pension Plan Management](#)", Rotman School of Management Working Paper No. 1690724, September 2011.
- R. Eccles, I. Ioannou, G. Serafeim, "[The Impact of Corporate Sustainability on Organizational Processes and Performance](#)" Management Science, Volume 60, Issue 11, pp. 2835-2857, February 2014.
- R. Edelen, R. Evans, G. Kadlec, "[Shedding Light on "Invisible" Costs: Trading Costs and Mutual Fund Performance](#)", Financial Analysts Journal, January 2013.
- A. Edmans, "[Does the stock market fully value intangibles? Employee satisfaction and equity prices](#)", Journal of Financial Economics, 2011.
- A. Edmans, "[Short-Term Termination Without Deterring Long-Term Investment: A Theory of Debt and Buyouts](#)", Journal of Financial Economics, October 2011.
- A. Edmans, M.S. Heinle, C. Huang, "[The Real Costs of Financial Efficiency When Some Information Is Soft](#)", Review of Finance, Forthcoming, August 2013.
- A. Ekholm and B. Maury, "[Portfolio Concentration and Firm Performance](#)", Journal of Financial and Quantitative Analysis (JFQA), March 2013.
- R. Elden, "[Investor flows and the assessed performance of open-end mutual funds](#)", Journal of Financial Economics, 1999.
- E. Elyasiani, J. Jia, "[Distribution of institutional ownership and corporate firm performance](#)", Journal of Banking & Finance, Volume 34, Issue 3, March 2010.
- E. Elyasiani, J. Jia, C. X. Mao, "[Institutional Ownership Stability and the Cost of Debt](#)", Journal of Financial Markets, Volume 13, Issue 4, November 2010.
- Y. Ertimur, F. Ferri, S. Stubben, "[Board of Directors' Responsiveness to Shareholders: Evidence from Shareholder Proposals](#)", Journal of Corporate Finance, February 2010.
- A. Evans, "[Portfolio Manager Ownership and Mutual Fund Performance](#)", Financial Management, Volume 37, 2008.

- O. Faleye, V. Mehrotra, R. Morck, "[When Labor Has a Voice in Corporate Governance](#)", NBER Working Paper No. 11254, April 2005.
- L. Fang and J. Peress, "[Media Coverage and the Cross-section of Stock Returns](#)", The Journal of The American Finance Association, September 2009.
- S. Ferris, M. Jagannathan, A. C. Pritchard, "[Too Busy to Mind the Business? Monitoring by Directors with Multiple Board Appointments](#)", The Journal of the American Association, May 2003.
- E. Fich and A. Shivadasani, "[Are Busy Boards Effective Monitors?](#)", The Journal of the American Association, March 2006.
- L. Field, M. Lowry, A. Mkrtchyan, "[Are busy boards detrimental?](#)", Journal of Financial Economics, July 2013.
- C. Flammer and P. Bansal, "[Does a long-term orientation create value? Evidence from a regression discontinuity](#)", Strategic Management Journal, December 2016.
- M. Foley, et al, "[An Analysis of Withdrawn Shareholder Proposals](#)", Corporate Governance, 2015.
- C. Fornell, et al, "Customer Satisfaction and Stock Prices: High Returns, Low Risk", Journal of Marketing, March 2006.
- C. Fornell, S. Mithas, F. Morgeson, "[Commentary—The Economic and Statistical Significance of Stock Returns on Customer Satisfaction](#)", Marketing Science, September 2009.
- A. Frazzini and L.H. Pedersen, "[Betting against beta](#)", Journal of Financial Economics, January 2014.
- G. Friede, T. Busch, A. Bassen, "[ESG and Financial Performance: Aggregated Evidence from More than 2000 Empirical Studies](#)", Journal of Sustainable Finance & Investment, Volume 5, Issue 4, December 2015.
- J. Fulkerson and T.B. Riley, "[Portfolio concentration and mutual fund performance](#)", Journal of Empirical Finance, March 2019.
- D. Gallagher and P. Nadarajah, "[Investment director turnover and the impact on performance](#)", JASSA, Issue 4, Summer 2003.
- D. R. Gallagher and P. Nadarajah, "[Top Management Turnover: An Analysis of Active Australian Investment Managers](#)", Australian Journal of Management, December 2004.
- A. Gallo, "[The Value of Keeping the Right Customers](#)", Harvard Business Review, October 2014.
- W. Galston and E. Kamarck, "[More builders and fewer traders: A growth strategy for the American economy](#)" Brookings Institute, July 2015.
- G. Garvis, "[A Pitfall in Ethical Investing: ESG Disclosures Reflect Vulnerabilities, not Virtues](#)", Journal of Investment Management, August 2017.
- J. Gaspar, M. Massa, P. Matos, "[Shareholder Investment Horizons and the Market for Corporate Control](#)" Journal of Financial Economics, August 2004.
- J. Gil-Bazo and P. Ruiz-Verdu, "[The Relation between Price and Performance in the Mutual Fund Industry](#)", The Journal of the American Finance Association, September 2009.
- U. Gneezy and J. Potters, "[An Experiment on Risk Taking and Evaluation Periods](#)", The Quarterly Journal of Economics, May 1997.
- E. Goldman, Z. Sun, X. Zhou, "[The Effect of Management Design on the Portfolio Concentration and Performance of Mutual Funds](#)", Financial Analysts Journal, July 2016.
- J. Gonzales-Urbe and M. Xu, "[Corporate Innovation Cycles and CEO Contracts](#)", London School of Economics, July 2014.
- S. Goodwin, "[Management Practices in an Age of Engaged Investors](#)", Columbia Business School Research Paper No. 17-97, September 2007.
- A. Goodman, "[Institutional Investors Lead Push for Gender-Diverse Boards](#)", Harvard Law School Forum on Corporate Governance and Regulation, April 2017.
- R. Gopalan, et al, "[Duration of Executive Compensation](#)", The Journal of the American Finance Association, July 2013.
- A. Gottesman and M. Morey, "[Manager education and mutual fund performance](#)", Journal of Empirical Finance, March 2006.
- A. Goyal and S. Wahal, "[The Selection and Termination of Investment Management Firms by Plan Sponsors](#)", The Journal of Finance, August 2008.
- J. Graham, C. Harvey, S. Rajgopal, "[The Economic Implications of Corporate Financial Reporting](#)", MBER Working Paper No. 10550, June 2014.
- J. Graham, et al, "[Corporate Culture: Evidence from the Field](#)", Columbia Business School Research Paper No. 16-49, July 2016.
- J. Gravel, "[Going Against the Flow](#)", CDPQ, March 2018.
- "[Asset Management Compensation: Second Choice No More](#)", Greenwich Associates, October 2014.
- J. Grewal, C. Hauptmann, G. Serafeim, "[Material Sustainability Information and Stock Price Informativeness](#)", Harvard Business School Working Paper, May 2017.
- M. Grinblatt and S. Titman, "[The Persistence of Mutual Fund Performance](#)", The Journal of Finance, December 1992.
- P. M. Guest, "[The impact of board size on firm performance: evidence from the UK](#)", The European Journal of Finance, June 2009.
- L. Guiso, P. Sapienza, L. Zingales, "[The Value of Corporate Culture](#)", NBER Working Paper No. 19557, October 2013.
- G. Gutierrez and T. Philippon, "[Investment-less Growth: An Empirical Investigation](#)", NBER Working Paper No. 22897, December 2016.

- L. Gutierrez and C. Pombo, "[Outside Directors, Board Interlocks and Firm Performance: Empirical Evidence from Colombian Business Groups](#)", Journal of Economics and Business, Volume 63, May 2011.
- T. Hamacher and R. Pozen, "[The trend towards board term limits is based on faulty logic](#)", Brookings, May 2015.
- Y. Han Kim and F. Meschke, "[CEO Interviews on CNBC](#)", Fifth Singapore International Conference on Finance 2011, November 2014.
- E. Han Kim and P. Ouimet, "[Employee Capitalism or Corporate Socialism? Broad-Based Employee Stock Ownership](#)", US Census Bureau Center for Economic Studies Paper No. CES-WP- 09-44, December 2009.
- J. Harford, A. Kecskes, S. Mansi, "[Do Long-Term Investors Improve Corporate Decision Making?](#)", Journal of Corporate Finance, Volume 50, June 2018.
- J. Harter, et al, "[Causal Impact of Employee Work Perceptions on the Bottom Line of Organizations](#)", Perspectives on Psychological Science, August 2010.
- R. Hauser, "[Busy directors and firm performance: Evidence from mergers](#)", Journal of Financial Economics, April 2018.
- L. Henman, "[Should the Role of Chairman and CEO be Split?](#)", Henman Performance Group, 2013.
- P. Heugens, M. van Essen, J. Oosterhout, "[Meta-analyzing ownership concentration and firm performance in Asia: Towards a more fine-grained understanding](#)", Asia Pacific Journal of Management, September 2009.
- S. C. Heyford, "[Closing Mutual Funds: Investment Protection Or Trap?](#)", Investopedia, April 2012.
- C. Himmelberg, R. Glenn Hubbard, D. Palia, "[Understanding the Determinants of Managerial Ownership and the Link Between Ownership and Performance](#)", Journal of Financial Economics, September 1999.
- T. Hodgson, L. Yin, J. Spira, "[The search for a long-term premium](#)", Willis Towers Watson Thinking Ahead Institute, May 2017.
- J. Hsu, B. Myers, R. Whitby, "[Timing Poorly: A Guide to Generating Poor Returns While Investing in Successful Strategies](#)", Journal of Portfolio Management, December 2016.
- F. Hu, A.R. Hall, C. Harvey, "Promotion or Demotion? An Empirical Investigation of the Determinants of Top Mutual Fund Manager Change", Fuqua Business School Working Paper W50, June 2000.
- S. Huang, "[Executive Compensation and Horizon Incentives: An Empirical Investigation of Corporate Cash Payout](#)" SSRN Electronic Journal, February 2012.
- S. Huang and G. Hillary, "[Zombie Board: Board Tenure and Firm Performance](#)", Journal of Accounting Research, March 2018.
- M. Huang, et al, "[Family firms, employee satisfaction, and corporate performance](#)", Journal of Corporate Finance, October 2015.
- T. Hui and Z. Yuan, "[Research on the Effects of Fund Performance on Fund Manager Turnover](#)", Scientific Research, September 2012.
- J. Huij and J. Derwall, "[Global Equity Fund Performance, Portfolio Concentration, and the Fundamental Law of Active Management](#)", ERIM Report Series Reference, August 2009.
- "Investment Horizons - Do managers do what they say?", Investor Responsibility Research Center Institute (IRRCi), Mercer, February 2010.
- M. Jecks, "Understanding and measuring the illiquidity risk premium", Willis Towers Watson, 2016.
- D. Jenter, F. Kanaan, "[CEO Turnover and Relative Performance Evaluation](#)", The Journal of the American Finance Association, May 2015.
- W. Johnson, "[Predictable Investment Horizons and Wealth Transfers among Mutual Fund Shareholders](#)", The Journal of the American Finance Association, November 2005.
- M. Jones, "Earnings Quality: Should Investors Mind The GAAP?", ValueWalk, April 2016.
- A. Junkin, "Update to The "CalPERS Effect" on Targeted Company Share Prices", Wilshire, 2013.
- M. Kacperczyk, C. Sialm, L. Zheng, "[On the Industry Concentration of Actively Managed Equity Mutual Funds](#)", The Journal of the American Finance Association, August 2005.
- A. Kalsie and S. Mittal Shrivastav, "Analysis of Board Size and Firm Performance: Evidence from NSE Companies Using Panel Data Approach", December 2016.
- M. Kang and Y. Kim, "[Stock Market Liquidity and Short-Termism Driven CEO Turnover](#)" October 2017.
- S. Kaplan and B. Minton, "[How Has CEO Turnover Changed?](#)", International Review of Finance, September 2011.
- C. Kaserer and B. Moldenhauer, "[Insider ownership and corporate performance: evidence from Germany](#)", Review of Managerial Science, Volume 2, Issue 1, pp 1-35, March 2008.
- M. Khan, G. Serafeim, A. Yoon, "[Corporate Sustainability: First Evidence on Materiality](#)", The Accounting Review, Vol. 91, No. 6, pp. 1697-1724, March 2015.
- A. Khorana, H. Servaes, L. Wedge, "[Portfolio manager ownership and fund performance](#)", Journal of Financial Economics, July 2007.
- A. Khorana, "[Top management turnover an empirical investigation of mutual fund managers](#)", Journal of Financial Economics, March 1996.
- A. Khorana, "[Performance Changes Following Top Management Turnover: Evidence from Open-End Mutual Funds](#)", The Journal of Financial and Quantitative Analysis, September 2001.
- D. Kidd, "[Sustainable Investing: Reducing Risk to Create Alpha](#)", CFA, 2014.

- W. Kinlaw, M. Kritzman, D. Turkington, "[The Divergence of the High and Low Frequency Estimation: Causes and Consequences](#)", MIT Sloan Research Paper No. 5087-14, May 2014.
- R. Kinnel, "[Does Manager Ownership Lead to Better Fund Performance?](#)", Morningstar, February 2015.
- M. Klock, "[Do Class Action Filings Affect Stock Prices? The Stock Market Reaction to Securities Class Actions Post PSLR](#)", Journal of Business & Securities Law, 2015.
- A. M. Knott, C. Vieregger, "[Does R&D Drive Growth](#)", February 2019, SSRN Publications.
- B. Kochkodin and L. Meisler, "[S&P 500's Biggest Pension Plans Face \\$382 Billion Funding Gap](#)", Bloomberg, July 2017.
- T. Koller, M. Goedhart, D. Wessels, "[Valuation: Measuring and Managing the Value of Companies](#)", John Wiley & Sons, 2015.
- L. Kostovetsky and J.B. Warner, "[You're fired! New Evidence on Portfolio Manager Turnover and Performance](#)", Simon School Working Paper No. FR 11-11, March 2011.
- "[Accessing hedge funds through managed accounts: The future is now](#)", KPMG, November 2015.
- D. Kruse, "[Sharing Ownership, Profits, and Decision-Making in the 21st Century](#)", Advances in the Economic Analysis of Participatory and Labor-Managed Firms, Volume 14, December 2013.
- L. E. Lee, Z. Nagy, M.T. Eastman, "[Do Corporate Controversies Help or Hurt Performance? A Study of Three Portfolio Strategies](#)", Journal of Environmental Investing, 2017.
- H. Leland and D. Pyle, "[Informational Asymmetries, Financial Structure, and Financial Intermediation](#)", The Journal of Finance, May 1977.
- U. V. Lilienfeld-Toal, S. Ruenzi, "[CEO Ownership, Stock Market Performance, and Managerial Discretion](#)", The Journal of the American Finance Association, January 2014.
- J. Lorsch and A. Zelleke, "[Should the CEO Be the Chairman?](#)", MIT Sloan Management Review, January 2005.
- D. Lubin, J. Moorhead, T. Nixon, "[Global 250 Greenhouse Gas Emitters: A New business Logic](#)", Thomson Reuters Financial and Risk Whitepaper, October 2017.
- L. Ma and Y. Tang, "[Portfolio Manager Ownership and Mutual Fund Risk Taking](#)", Management Science, Forthcoming, March 2012.
- L. Ma, Y. Tang, J.P. Gomez, "[Portfolio Manager Compensation in the U.S. Mutual Fund Industry](#)", The Journal of the American Finance Association, December 2018.
- S. Malinak, J. Du, G. Bala, "[Performance Tests of Insight, ESG Momentum, and Volume Signals](#)", TruValueLabs, May 2018.
- H. Mamaysky, M. Spiegel, H. Zhang, "[Estimating the Dynamics of Mutual Fund Alphas and Betas](#)", The Review of Financial Studies, January 2008.
- G. Manso, "[Motivating Innovation](#)", The Journal of the American Finance Association, September 2011.
- J. Manuel de la Fuente Sabate and E. de Quevedo Puente, "[Empirical Analysis of the Relationship Between Corporate Reputation and Financial Performance: A Survey of the Literature](#)", Corporate Reputation Review, July 2003.
- G. Marcato, "[Liquidity Pricing of Illiquid Assets](#)", European Real Estate Society (ERES), 2018.
- R. Marshall, "[Entrenched Boards](#)", MSCI, April 2015.
- T. Martin and F. Sonnenburg, "[Managerial Ownership Changes and Mutual Fund Performance](#)", HEC Paris Research Paper No. FIN-2015-1102, August 2015.
- R. Masulis and S. Mobbs, "[Are All Inside Directors the Same? Evidence from the External Directorship Market](#)", The Journal of the American Association, May 2011.
- S. Max, "[Should Fund Managers Get Paid for Performance?](#)", Barron's, February 2016.
- A. McCollum and D. Walmsley, "[Providing Superior Client Service Requires a 'Team of Advisors' Approach 2015 Greenwich Leaders: U.S. Institutional Investment Management Service](#)", Greenwich Associates, February 2016.
- "[Thriving in the New Abnormal North American Asset Management](#)", McKinsey & Company, November 2016.
- S. Melián-González, J. Bulchand-Gidumal, B. González López-Valcárcel, "[New evidence of the relationship between employee satisfaction and firm economic performance](#)", Personnel Review, Volume 44, 2015.
- C. K. Merker, "[Asset Owner Governance and Fiduciary Effectiveness: The Case of Public Pension Plans](#)", Marquette University Dissertation, Spring 2017.
- R. Miller and R. Funston, "[Public Pension Governance That Works](#)", Funston Advisory Services, March 2014.
- M. Misercola, "[Higher Returns with Women in Decision-Making Positions](#)", Credit Suisse, March 2016.
- B. Mohan, M. Norton, R. Deshpande, "[Paying Up for Fair Pay: Consumers Prefer Firms with Lower CEO-to-Worker Pay Ratios](#)", Harvard Business School Marketing Unit Working Paper No. 15-091, May 2015.
- "[Why Hedge Funds Make Sense](#)", Morgan Stanley, November 2000.
- Z. Nagy, A. Kassam, L. Lee, "[Can ESG Add Alpha? An Analysis of ESG Tilt and Momentum Strategies](#)", The Journal of Investing, May 2016.
- B. D. Nguyen, "[Is More News Good News? Media Coverage of CEOs, Firm Value, and Rent Extraction](#)", Quarterly Journal of Finance, December 2015.

- H. Nguyen and R. Faff, "[Impact of Board Size and Board Diversity on Firm Value: Australian Evidence](#)", Corporate Ownership & Control, Winter 2006-2007.
- M. Non and P. Franses, "[Interlocking Boards and Firm Performance: Evidence from a New Panel Database](#)", Tinbergen Institute Discussion Paper No. 07-034/2, April 2007.
- "[CEO remuneration](#)", Norges Bank Investment Management Position Paper, April 2017.
- C. Noriega, et al, "[Global Pension Funds: Best Practices in the Pension Funds Investment Process](#)", PWC, 2016.
- Ossiam Research Team, "[ESG controversies and their impact on performance](#)", Ossiam, October 2018.
- A. Ovans, "[The Cost of Combining the CEO and Chairman Roles](#)", Harvard Business Review, June 2014.
- C. Panis, and M. Brien, "[Asset Allocation of Defined Benefit Pension Plans](#)", Deloitte and Advanced Analytics Consulting Group, November 2015.
- K. Papadopoulos, "[Director Overboarding: Global Trends, Definitions, and Impact](#)", Harvard Law School Forum on Corporate Governance and Regulation, August 2019.
- L. Pastor and P. Veronesi, "[Stock Valuation and Learning about Profitability](#)", The Journal of Finance, October 2003.
- L. Pastor, R. Stambaugh, L. Taylor, "[Do Funds Make More When They Trade More?](#)", The Journal of the American Finance Association, March 2017.
- L. Pastor and F. Stambaugh, "[Liquidity Risk and Expected Stock Returns](#)", NBER Working Paper No. 8462, September 2011.
- S. Penman, S. Richardson, I. Tuna, "[The Book-to-Price Effect in Stock Returns: Accounting for Leverage](#)", Journal of Accounting Research, May 2007.
- A. Petajisto, "[Active Share and Mutual Fund Performance](#)", Available at SSRN, January 2013.
- U. Pidun and S. Stange, "[The Art of Capital Allocation](#)", BCG, CFO Excellence Series, March 2017.
- J. Pletzer, et al, "[Does Gender Matter? Female Representation on Corporate Boards and Firm Financial Performance - A Meta-Analysis](#)", PLoS ONE 10(6): e0130005., May 2015.
- L. Pleven, "[When the CEO Is a Big Investor, Should You Buy Too?](#)", Wall Street Journal, January 2015.
- C. Posner, "Doubling Down on Two-Degrees: The Rise in Support for Climate Risk Proposals", Harvard Law School Forum on Corporate Governance and Regulation, August 2019.
- C. Post and K. Byron, "[Women on Boards and Firm Financial Performance: A Meta-Analysis](#), Academy of Management", November 2014
- J. Poterba and L. Summers, "[A CEO Survey of U.S. Companies' Time Horizons and Hurdle Rates](#)", MIT Sloan Management Review, Magazine: Fall 1995, October 1995.
- R. Pozen, "[The Role of Institutional Investors in Curbing Corporate Short-Termism](#)", Financial Analysts Journal, Volume 71, October 2015.
- R. Pozen and T. Hamacher, "[The trend towards board term limits is based on faulty logic](#)", Financial Times, May 2015.
- "[Understanding the interaction between portfolio returns and investment risk in your PPS Profit-Share Account](#)", PPS, 2011.
- E. Prinz, "[Corporate Governance and the Uncertain Role of Interlocking Directorates - Director Networks in Germany and Their Impact on Financial Performance](#)", Fargo - Centre De Recherche En Finance, Architecture Et Gouvernance Des Organisations Cahier Du Fargo N° 1061001, 2006.
- A. Puckett, X. Yan, "[The Interim Trading Skills of Institutional Investors](#)", The Journal of the American Finance Association, March 2011.
- J. S. Pula, G. Berisha, S. Ahmeti, "[The Impact of Portfolio Diversification in the Performance and the Risk of Investments of Kosovo Pension Savings Trust](#)", March 2012.
- T. Ramadorai, "[Capacity constraints, investor information, and hedge fund returns](#)", Journal of Financial Economics, February 2013.
- J. Rauh, "[Risk Shifting versus Risk Management: Investment Policy in Corporate Pension Plans](#)", The Review of Financial Studies, July 2009.
- C. Rehnberg, G. Serafeim, B. Tomlinson, "[Why CEOs Should Share Their Long-Term Plans with Investors](#)", Harvard Business Review, September 2018.
- F. Reichheld, "[Prescription for Cutting Costs](#)", Bain and Company, October 2001.
- F. Reichheld and P. Schefter, "[E-Loyalty: Your Secret Weapon on the Web](#)", Harvard Business Review, August 2000.
- S. Richardson, "[Over-investment of free cash flow](#)", Review of Accounting Studies, Volume 11, Issue 2-3, September 2006.
- C. Rosen and M. Quarrey, "[How Well Is Employee Ownership Working?](#)", Harvard Business Review, September 1987.
- G. Ruel and P. Hodgson, "[The Costs of a Combined Chair/CEO](#)", Harvard Law School Forum on Corporate Governance and Financial Regulation, July 2012.
- S. Saavedra, et al, "[Stock fluctuations are correlated and amplified across networks of interlocking directorates](#)", EPJ Data Science, October 2014.
- R. Sampson and Y. Shi, "[Are US Firms Becoming More Short-Term Oriented? Evidence of Shifting Firm Time Horizons from Market Discount Rates, 1980-2013](#)", September 2016.
- A. Sanzhar, "[Mutual Fund Performance and Expense Ratios](#)", Tilburg School of Economics and Management, August 2013.

- B. Saynay and H. Stein, "[Proxy Voting: The hallmark of active ownership](#)", Invesco, July 2017.
- S. Schaltegger, F. Ludeke-Freund, E. Hansen, "[Business Cases for Sustainability and the Role of Business Model Innovation: Developing a Conceptual Framework](#)", International journal of Innovation and Sustainable Development, July 2011.
- M. Schultz, J. Mouritsen, G. Gabrielsen, "[Sticky Reputation: Analyzing a Ranking System](#)", Corporate reputation Review, April 2011.
- J. Schumacher, "[Why High Active Share Funds Don't Always Outperform](#)", Morningstar, March 2016.
- J. Scott and P. Xu, "[Some Insider Sales Are Positive Signals](#)", Financial Analysts Journal, June 2004.
- I. Shaheen and N. Naseem, "[A Review of Customer Satisfaction, Employee Satisfaction and their impact on Firm Performance](#)", International Journal of Management & Organizational Studies, March 2015.
- S. Shiroka Pula and R. Thaler, "[Myopic Loss Aversion and the Equity Premium Puzzle](#)", NBER Working Paper No. 4369, May 1993.
- A. Shleifer and R. Vishny, "[The Limits of Arbitrage](#)", The Journal of the American Finance Association, April 2012.
- R. Sloan, "[Do Stock Prices Fully Reflect Information in Accruals and Cash Flows about Future Earnings?](#)", The Accounting Review, July 1996.
- D. Souder, et al, "[Does Investing in the Long Term Pay Off for Firms?](#)", Rutgers Business Review, Vol. 2, August 2017.
- "[2017 Spencer Stuart U.S. Board Index](#)", Spencer Stuart, 2017.
- M. Statman, "[How Many Stocks Make a Diversified Portfolio?](#)", Journal of Financial and Quantitative Analysis, September 1987.
- "[Pensions with a Purpose: Meeting the retirement challenge](#)", State Street, 2015.
- A. Stone, "[Corporate Pension and Benefits Funding Picture Gets Worse](#)", Barron's, August 2017.
- R. Stretcher, S. Henry, J. Kavanaugh, "[The ESOP Performance Puzzle in Public Companies](#)", June 2006.
- M. Tan and J. Skinner, "[ISS & Glass Lewis Release 2018 Proxy Guideline Updates \(Canada & U.S.\)](#)", Hugessen Consulting, December 2017.
- K. Tang and J. Messina, "[Long-termism: Index Impossible?](#)", S&P Dow Jones Indices, Research ESG, October 2017.
- S. Terry, "[The Macro Impact of Short-Termism](#)", Stanford University, Department of Economics, January 2015.
- S. Thomsen and T. Pedersen, "[Ownership structure and economic performance in the largest European companies](#)", Strategic Management Journal, May 2000.
- J. Thompson, "[Canada's trailblazing pension reforms pay dividends](#)", Financial Times, September 2017.
- C. Tribbett, III, "[Splitting The CEO And Chairman Roles - Yes Or No?](#)", Russell Reynolds, December 2012.
- R. Urwin and C. Woods, "[Sustainable Investing Principles: Models for Institutional Investors](#)", UKSFI, Watson Wyatt Worldwide, 2009.
- J. van Daam and L. Dijkstra, "[Long-term investing in public equity markets: what does success look like...and how to organize it?](#)", Shift to, February 2018.
- Z. Wadia, A. Perry, C. Clark, "[Corporate Pension Funding Study](#)", Milliman, April 2019.
- M. B. Waring and L.B. Siegel, "[The Myth of the Absolute-Return Investor](#)", Financial Analysts Journal, March 2006.
- R. Wermers, "[Mutual Fund Performance: An Empirical Decomposition into Stock-Picking Talent, Style, Transactions Costs, and Expenses](#)", The Journal of Finance, January 2000.
- J. Wider and J. Zargari, "[Considerations for Hedge Fund Managers and Investors Contemplating a Fund-of-one Vehicle: Part Two](#)", Morgan Lewis, March 2017.
- A. Williams and E. Naumann, "[Customer satisfaction and business performance: A firm-level analysis](#)", Journal of Services Marketing, February 2011.
- "Are Your Interests Aligned or Misaligned? Why care is required when aligning your interests with those of your asset manager", Willis Towers Watson, 2014.
- "[The investment case for better asset owner governance](#)", Willis Towers Watson, 2016.
- "[Sorting the Sheep from the Goats](#)", Winton, January 2004.
- M. Yen, J. Lin, Y. Sun, "[Does Corporate Social Responsibility Deliver Alpha?](#)", Journal of Economics and Management, 2015.
- A. Zang, "[Evidence on the Trade-Off between Real Activities Manipulation and Accrual-Based Earnings Management](#)", Accounting Review, Forthcoming, July 2011.
- F. Zona, L. Gomez-Mejia, M. Withers, "[Board Interlocks and Firm Performance: Toward a Combined Agency-Resource Dependence Perspective](#)", Journal of Management, April 2015.

**FOCUSING CAPITAL
ON THE LONG TERM**

